



Appendix: Educational preparation Traditional and innovative mechanisms and forms of youth participation in public life, both online and offline



Nabeul, Tunisia
18 – 27 June 2026







**Co-funded by
the European Union**

Funded by the European Union. The views and opinions expressed are those of the author(s) alone and do not necessarily reflect those of the European Union. Neither the European Union nor the authority granting the grant can be held responsible for them.

Introduction

We are delighted to welcome you to our seminar on youth participation in public life , funded by Erasmus+. This appendix contains all the information you need to prepare for the seminar. Please complete all the documents and return them by the **deadline** to seminaires.amsed@gmail.com.

By registering for this seminar and signing the information pack, you have agreed to:

-  **Be prepared to present his or her sending organisation** (avoid PowerPoint presentations) by discussing its themes, objectives, activities and future plans (remember to bring brochures for the organisation fair)
-  **Be prepared to present a best practice** and a fact sheet on youth participation on public life s in his or her country (see appendix)
-  **Prepare short street interviews** on youth participation on public life in his or her country and interview the local population, in the language of the country, with English subtitles and the logos of the European Union (see appendix).
-  After the seminar, each participant must **disseminate the results of the project** at local, regional, national, European and international level, both online and offline.






Presentation of your sending organisation

To be prepared for the start of the seminar

The organisations will be presented during the evening organisation fair.

For this presentation, work in groups: one presentation per sending organisation! You must therefore contact the other participants from your organisation to divide up the work.

Here are some guidelines on the content of the presentation:

-  The presentation must be in French or English (with an English translation if you do it in French);
-  Briefly introduce your association, its history, its missions and objectives, its work and future projects;
-  Include images;
-  Add the people to contact for collaboration on a project;
-  Don't forget to bring flyers!

Part of the seminar will focus on creating joint transnational projects on this theme with the other participants and associations. Start thinking about this with your sending association and **be ready to propose ideas and transnational projects that can be developed following the seminar!**



Best Practice

Please send by email before 1st June.

Please note: the aim here is to present a best LOCAL or NATIONAL practice, not a universal one! Choose a practice from your country/region that promotes young people's participation in public life. This could be a project, an initiative, an action... and it is possible to cover many sectors (social, economic, cultural, democratic, etc.). This work can be done in groups, and we want at least one good practice per country. It will be presented to the group during a session at the seminar. Feel free to add/bring images!

Attached to this appendix is a Word document to be completed, which contains the following elements:

- ---> Name of the best practice
- ---> Promoter of good practice
- ---> Place(s) of practice (town or village and country)
- ---> Topics covered
- ---> What issue does this best practice address?
- ---> Objective of the best practice
- ---> Description and operation of the best practice
- ---> Elements/criteria necessary for its replicability in varying contexts
- ---> Strengths and weaknesses of best practice
- ---> Recommendations to be addressed to decision-makers, the media, young people, NGOs, etc.
- ---> Links and resources to share

Short street interviews

Please send by email before 1st June.

The videos will be presented to the group during the seminar.

For this activity, work in groups: **we want one video per country**. Contact the other participants from your country to divide up the work.

This is a short video of max. 5 minutes, in which you interview a few people from your country. Focus on young people, especially those with fewer opportunities. The video should be about youth participation in public life.

Tips: Don't forget to ask for permission before filming, as the videos will be posted on social media. Remind interviewees that there are no right or wrong answers. Don't ask too many questions, but encourage them to speak and express themselves.

Voici quelques exemples de questions que vous pouvez leur poser, mais n'hésitez pas à ajouter vos questions :

- Are you interested in the public life of your country or city? Why?
- Do you vote or plan to vote when you have the opportunity? Why/why not?
- Have you ever been involved in an association, collective or demonstration?
- Do you think social media is a good way for young people to influence political decisions?
- Do you think young people today have more ways to express themselves than before?
- What do you think prevents young people from participating more in public life?
- If you could change one thing to improve young people's participation in democracy, what would it be?

Here is a brief definition of the topic of youth participation in public life that you can give to interviewees if they are unfamiliar with the concept:

“ Youth participation in public life refers to all the ways in which young people express themselves, give their opinions, take part in decisions and public policy, and take action to influence society. This participation can take traditional forms such as voting, involvement in associations or trade unions, participation in demonstrations or public debates, but it can also take innovative forms: expression on social media, online petitions, socially engaged content, digital civic actions, etc.

Youth participation is essential for society to take their ideas, needs and concerns into account, but it also helps to strengthen democracy and the inclusion of all in society.



A few guidelines on format:

- The video must be in your country's language AND subtitled in English.
- You must include the following elements (also found in the attached communication kit):
 - Logos



Co-funded by
the European Union



- Disclaimer from the European Union

Funded by the European Union. The views and opinions expressed are those of the author(s) alone and do not necessarily reflect those of the European Union. Neither the European Union nor the authority granting the grant can be held responsible for them.

If you have any questions, please do not hesitate to contact us!

seminaires.amsed@gmail.com

or

Nadège Heintz, project Manager at AMSED :
nadege.amsed@gmail.com - +33 7 57 57 80 95